


# Homework Choice Board

## Directions:

1. Write your name at the bottom of your choice board.
2. Work with an adult or older sibling to complete assignments to fill your homework choice board. Choose at least 4 squares per E-Learning day. Color in or initial the squares as you complete them.
3. Return your completed choice board in your binder when we return to school.



1 Use cereal or other small objects to show numbers 11-20. Can you find the 10 group inside the teen number?	2 Play pretend with a sibling, friend, or trusted adult. What did you play?	3 Practice counting the number of syllables in each word. Clap or chomp the syllables to help you count.	4 Help a trusted adult cook a meal.  What did you cook? How did you help?
5 Play a card game or a board game with your family. Practice counting the spaces or reading numbers on the cards, taking turns, and winning or losing.	6 Practice making 10 with items at your house. What number partner combinations did you make?	7 Play outside with a trusted adult. Go for a walk or play in the snow! Have fun ☺	8 Create something with blocks or LEGOs.  What did you create? What shapes did you make?
9 Practice subtracting numbers. Use toys or objects to show how to take away or break a whole group into parts.	10 Practice reading and writing CVC words.	11 Write about someone or something you love. Why do you love this person or thing?	12 Practice skip counting by 5s, 10s and 2s. Start at 0. How high can you count today?  _____
13 Tell someone some facts you learned about Abraham Lincoln or George Washington.	14 Read or listening to a book and retell the story to someone.  Tell your favorite part, too.	15 Practice writing your sight words in finger paint or shaving cream. Ask an adult to quiz you on your words.	16 Pick a book and go on a search for words you know. What words did you find?
17 Practice tying your shoes. Can you double knot them?	18 Make a card for someone.	19 Practice adding groups of things together to make a new number.	20 Write 2 sentences about something fun you did this month. Remember to use spaces between words, correct capitalization and punctuation!



Name \_\_\_\_\_

# A note about homework...

These homework assignments are designed to engage you and your student in meaningful activities at home. There are a variety of activities to work on math, reading, writing, fine motor and life skills.

The activities are simple and straight forward. A few are just for fun. Kindergarteners work hard at school and should practice the skills they learn at home. However, it is also important for kids to have time to play and be kids.

Please take the time to complete these fun homework assignments with your student. If you have any questions or concerns, please contact me.

## Helpful Materials to Have at Home

- Pencils
- Crayons
- Markers
- Scissors
- Glue or glue sticks
- Paper (can be scrap paper)
- Pipe Cleaners
- Play Doh (or clay)
- Pasta (penne or rigatoni)
- Small, "String-able" Beads
- Shaving cream, rice, or sand.
- Finger Paint

Name \_\_\_\_\_

Directions: Read each number. Draw circles (or another shape) to match each number.

12


15

19

17

20


13





# Name \_\_\_\_\_


## Counting Syllables


Directions: Circle the correct number of syllables under each word.

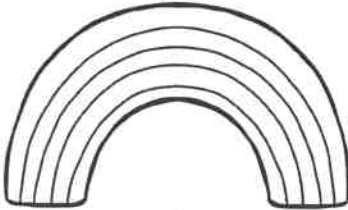
		
1	2	3


		
1	2	3

		
1	2	3

		
1	2	3

		
1	2	3


		
1	2	3




Name \_\_\_\_\_

### Making 10


Directions: Color the ten frames to show different ways to make 10.




$$\underline{9} + \underline{1} = 10$$




$$\underline{\quad} + \underline{\quad} = 10$$




$$\underline{\quad} + \underline{\quad} = 10$$




$$\underline{\quad} + \underline{\quad} = 10$$



$$\underline{\quad} + \underline{\quad} = 10$$



$$\underline{\quad} + \underline{\quad} = 10$$

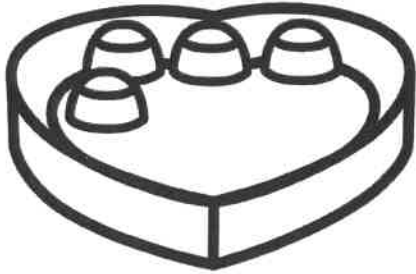


$$\underline{\quad} + \underline{\quad} = 10$$

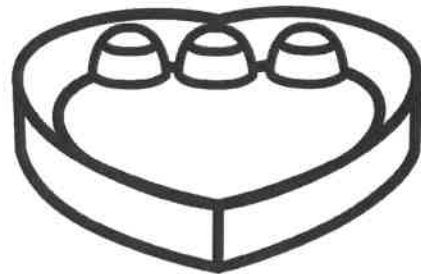


# Name \_\_\_\_\_

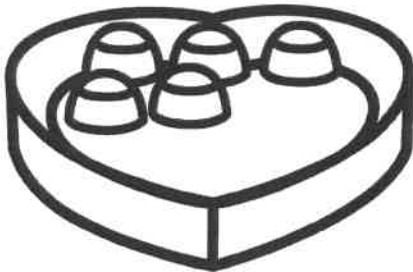
Directions: Subtract. Use the picture to help you.



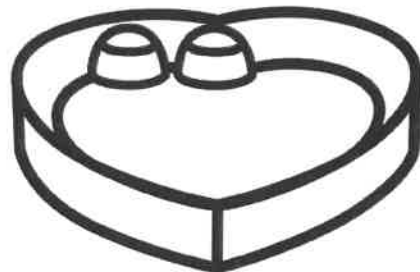
$$\underline{4} - \underline{4} = \underline{\quad}$$



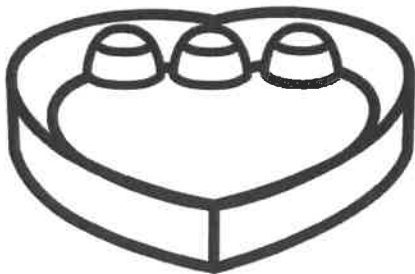
$$\underline{3} - \underline{1} = \underline{\quad}$$



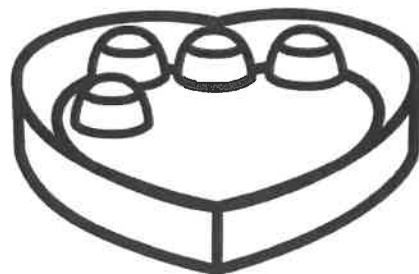
$$\underline{5} - \underline{3} = \underline{\quad}$$



$$\underline{2} - \underline{1} = \underline{\quad}$$



$$\underline{3} - \underline{2} = \underline{\quad}$$



$$\underline{4} - \underline{2} = \underline{\quad}$$



# Name \_\_\_\_\_

Directions: Trace the CVC word. Read the word. Draw a picture to match the word in each box.

cat


leg

kid

pig

map

dog



Name \_\_\_\_\_

## Write About Someone or Something you Love

Directions: Write about someone or something you love. Be sure to tell why you love this person or thing.

\_\_\_\_\_

\_\_\_\_\_

\_\_\_\_\_

\_\_\_\_\_

\_\_\_\_\_

\_\_\_\_\_


\_\_\_\_\_

\_\_\_\_\_

\_\_\_\_\_

\_\_\_\_\_

\_\_\_\_\_





Name \_\_\_\_\_

### Presidents

Directions: Write some facts about Abraham Lincoln and George Washington.

\_\_\_\_\_

\_\_\_\_\_

\_\_\_\_\_

\_\_\_\_\_

\_\_\_\_\_


\_\_\_\_\_

\_\_\_\_\_

\_\_\_\_\_

\_\_\_\_\_

\_\_\_\_\_



Name \_\_\_\_\_

## Retell a Story

Directions: After listening to a story, draw to show your favorite part and the beginning, middle and end.

Favorite Part

Beginning

Middle

End




Name \_\_\_\_\_

### Find and Write Sight Words

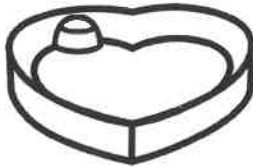
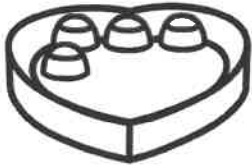
Directions: Look for words you can read in a book or on TV. Write the words you find in your neatest handwriting.

- 1. \_\_\_\_\_
- 2. \_\_\_\_\_
- 3. \_\_\_\_\_
- 4. \_\_\_\_\_
- 5. \_\_\_\_\_
- 6. \_\_\_\_\_
- 7. \_\_\_\_\_
- 8. \_\_\_\_\_




# Name \_\_\_\_\_

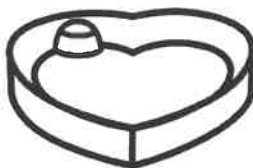
Directions: Add the groups of chocolates together to make a new number



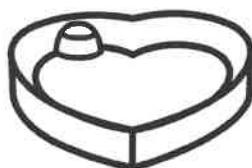
$$\underline{\quad} + \underline{\quad} = \underline{\quad}$$



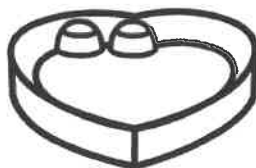
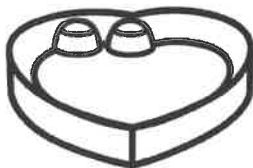
$$\underline{\quad} + \underline{\quad} = \underline{\quad}$$



$$\underline{\quad} + \underline{\quad} = \underline{\quad}$$



$$\underline{\quad} + \underline{\quad} = \underline{\quad}$$



$$\underline{\quad} + \underline{\quad} = \underline{\quad}$$



$$\underline{\quad} + \underline{\quad} = \underline{\quad}$$



# Name

## Write Sentences

Directions: Draw a picture and write 2 sentence about something fun you did this month.

Handwriting practice lines consisting of solid top and bottom lines with a dashed middle line. There are five sets of these lines provided for writing.

